

DARRAN®

Effective April 1st, 2024

there will be a 4% increase on all collections with the following exceptions:

- No increase on collections launched in 2023:
Dove, Susu, Nika, Nomi, Bizz, Buzz, Envi, Honey Flex, and Quinn
- 3% increase will be applied to: Spire, Rift, Prado, Richmond Park, and Jamestown.
- 10% increase will be applied to: Lisso and Roki.

Orders placed prior to April 1st with 2022 pricing must ship prior to August 1, 2024.
We are here to help with any questions you may have regarding this adjustment.

Please contact our customer service team for any assistance you may require.
Thank you for your business and support. We look forward to working with you to
provide the high-quality products and the excellent
customer service you expect from DARRAN.

DARRAN®

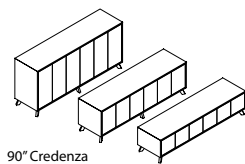


Boss Price List

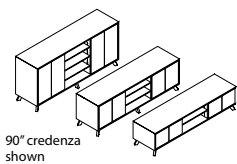
Effective November 1, 2022

Date	Page	Modification	Description
11.11.22		Price Increase	
06.20.23		Added WWW Weathered Walnut finish	9% price increase applied to all items excluding options

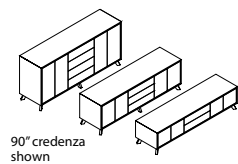
Statement of Line
Features & Advantages1
Finishes4
Edges | Pulls | Knobs5
Grommets | Grommet Reference.....6
Modesty Reference | Grain Direction.....7
Drawer Dimensions | Filing Reference8
Conferencing Credenzas9
Boat Conference Tables.....12
Table Frames15
Wall Hung Overheads16
Options18
Power & Data.....23



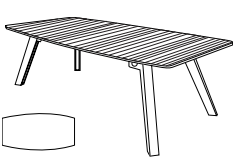
90" Credenza
Page 9
Conferencing Credenzas
Storage With Doors



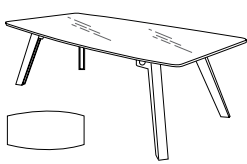
90" credenza
shown
Page 10
Conferencing Credenzas
Storage With Doors/ Open Center



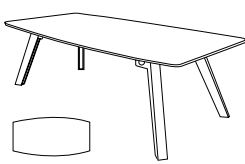
90" credenza
shown
Page 11
Conferencing Credenzas
Box Drawers/Storage With Doors



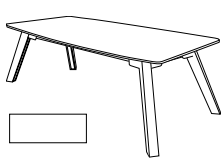
Page 12
Boat Conference Tables
Quartered Walnut Top



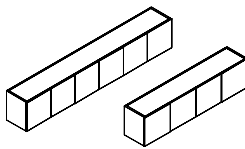
Page 13
Boat Conference Tables
10mm Ice White Glass Top



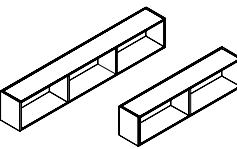
Page 14
Boat Conference Tables
2cm White Carrara Top Table



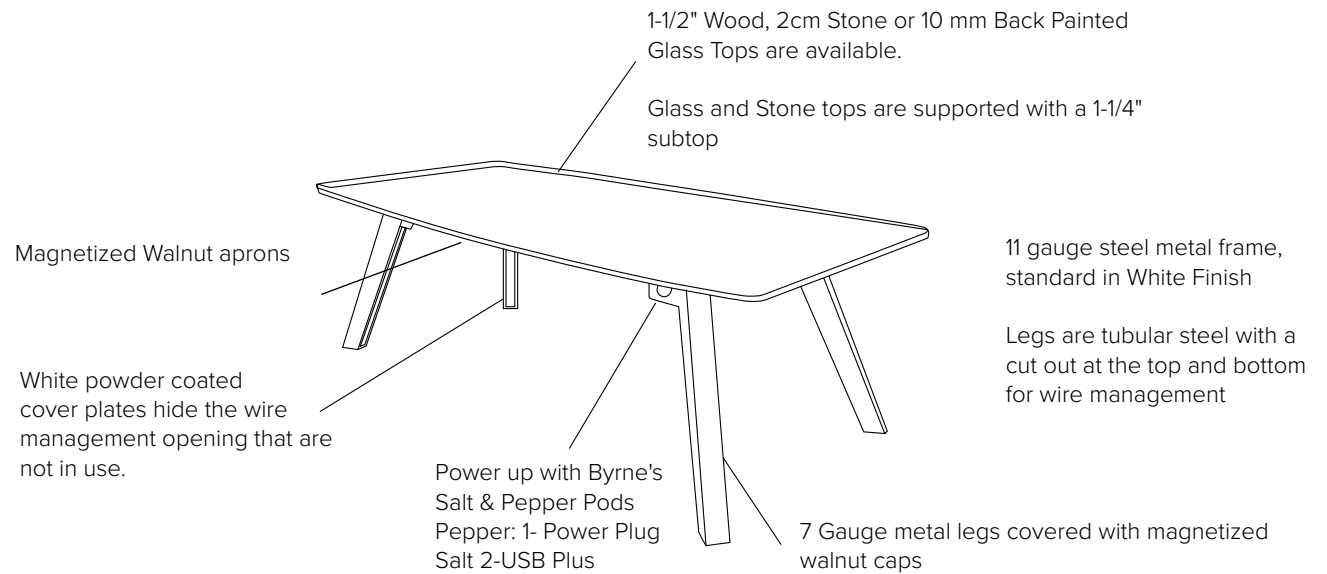
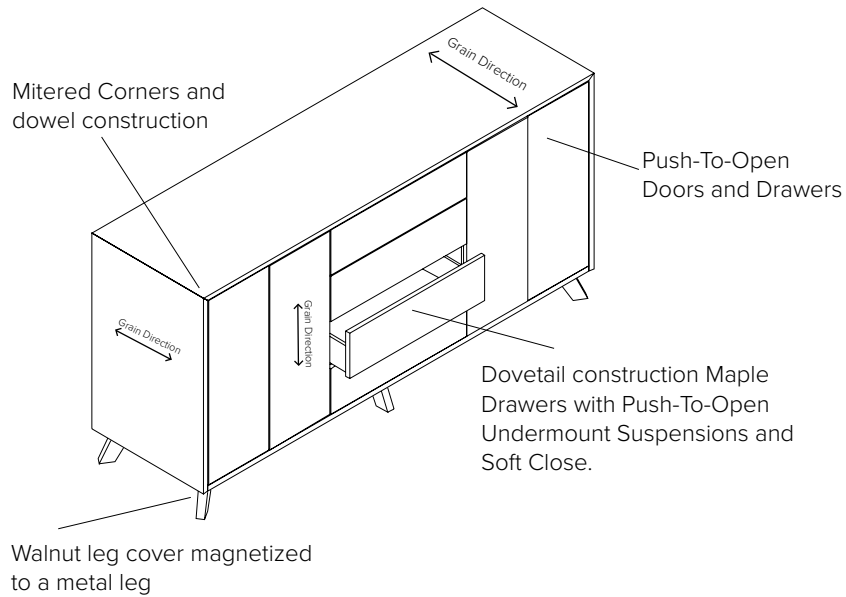
Page 15
Table Frame
Table Frame W/ Wood Aprons,
Legs & Subtop



Page 16
Single Height Wall Hung Over-
heads
14" D Panel Doors - 2/3 Section



Page 17
Single Height Wall Hung Over-
heads
14" D Open Storage Cabinet - 2/3
Section



Veneer

Boss is standard with Quartered Walnut veneer that is slip-matched. They are cut perpendicular to a log's growth rings with quartered veneers and generally produce a very straight grain. Veneer leaves are cut consecutively and are easy to match. In many species, this method will reveal a decorative element in the wood. Quarter slicing produces smaller veneer leaves and has a higher-end veneer appearance. Boss veneers are slipmatched, meaning adjoining veneer leaves are fed out in sequence without being turned so that the same side of the veneer leaves is exposed. This allows the leaves' grain pattern to repeat across the face of the panel, improving color uniformity.

Veneer tops

Veneer table desk and Veneer conferencing tops are 1-1/8" thick on 45lb density MDF core comprised of 100% recycled and recovered wood fibers with a balanced 3-ply construction. All veneer tops are Quartered Walnut that is slipmatched and features a 3mm external solid hardwood band with profile edge. Tops are finished in a 5-sheen matte finish.

Cleaning wood & laminate

In addition to regular dusting, give your furniture an occasional cleaning in accordance with our cleaning instructions. DARRAN wood and laminate products can be cleaned with a soft cloth and a mild soap and water mixture. Use approximately 32 oz of water mixed with one tablespoon of dish soap, always wiping with the grain. Dry with a soft cloth, going with the grain, to avoid spotting or streaking.

Wood products should be waxed periodically using a non-wax liquid; please do not use any waxy polish or cleaner. Interior of drawers may also be cleaned with mild soap and water mixture, or any household cleaner that is not petroleum or thinner-based.

Chassis & pedestal

Chassis components are 1" thick core of particle board or MDF rated EPP/SCS/CARBII material with 3-ply balanced construction. Case construction features 90 degree mitered joints. All units are standard with 1" adjustable glides that allow for leveling.

Conference tops

1 1/2" thick core, Particleboard rated EPP/SCS/CARB-II material with 3 ply balanced construction. Quartered walnut veneers. Standard with hardwood rim bands.

Overhead cabinet construction Freestanding & wall mount

Freestanding Overhead storage cabinets are constructed of 1" and 3/4" thick core of particle board or MDF rated EPP/SCS/CARB-II material with 3-ply balanced construction. Panels are attached with cam fasteners in conjunction with dowels securely

Boss Features & Advantages

adhered with glue. All surface mount cabinets connect to work surface with anti-slip tape. Wall mount cabinets are mounted to the wall with steel "z" bracket attachment method using 5mm euro screws to attach to the back of the cabinet. Units ship with a steel "z" bracket. This bracket is mounted to the wall by field installers. Installers are responsible for selecting and supplying appropriate fasteners for wall conditions.

Tackboards

Wall mount tackboards are constructed of .75" thick fiberboard. The fabric is precisely aligned and fitted to the tackboard with a sock on cover. Wall mount cabinets are mounted to the wall with steel "z" bracket attachment method using 5mm euro screws to attach to the back of the cabinet. All units ship with a steel "z" bracket. This bracket is mounted to the wall by field installers. Installers are responsible for selecting and supplying appropriate fasteners for wall conditions.

Adjustable glides

Glides provide 1" of vertical leveling adjustment. Glide bottom is durable metal. Glides are secured in solid wood blocks that are screwed and glued for durability.

Standard wood drawers

Maple drawers are dovetailed at corners. Sides are 1/2" thick with a 3/4" thick bottom. UV cured finish.

Doors & drawer fronts

Door and drawer fronts are vertically matched in balanced sets in Quartered walnut.

Suspensions

All casegoods utilize cold rolled steel zinc plated high-grade drawer suspensions. Box and File drawers are full extension, featuring steel ball bearings for a smoother quieter range of motion with soft close operation and are rated 100lbs. Lateral file drawers are a progressive action full extension suspension with the soft close operation and is rated at 150lbs. Lateral files include anti tip mechanism that will allow only one drawer at a time to be opened. All suspensions are soft close and are warranted for the lifetime of the product.

Hinges

Units with doors include 95 degree swing hinges

Locks

Locks are optional on all drawers/doors below the worksurface. Random lock cores are installed at the factory. Some units may be shipped with the same key number. Locks are Silver unless otherwise specified. DARRAN will also send lock cores separately to the dealer at your request. These units will be send with an empty lock core and the Dealer will receive a shipment of the requested lock core/keys.

Keying

Keying is available either factory or field installed. Factory installed keying is random.

Wire management

Wire management capabilities include standard and optional worksurface grommets. Specify W-1 under surface wire channels for organization and management of all communication wires and cords. Horizontal J-Channel wire management (Sku: W-1) is sold separately to conceal wire under worksurfaces.

Grommets

Metal grommets are provided to match the drawer pull selection. Grommet is available in silver or white. Must specify standard or non-standard location. Black plastic grommets are available as an option for vertical applications..

Powerports

A large selection of power pods are available and handle power, data, docking stations and communication. See options section for selection.

LED Task Lights

LED task lighting provides high efficiency, low energy lighting with a long life. Surface mounted light is encased in silver aluminum channel with milk lense and rounded end caps. Lights are field installed. Product specifications listed below:

- Diffuser creates a softer light and eliminates hot spots
- Touch dimmer switch
- Can be “daisy chained” up to 90W
- 4.6 watts per foot
- 120 LEDs per meter
- Certification: UL Listed
- 50,000 hour life span.

Color Temp is 4000K

STANDARD VENEER	PREMIUM VENEER	HIGH PRESSURE LAMINATE	THERMALLY FUSED LAMINATE
WOW Clear Walnut	N/A	N/A	N/A
WEW Executive Walnut	N/A	N/A	N/A
WGW Gunstock Walnut	N/A	N/A	N/A
WBW Henna Walnut	N/A	N/A	N/A
WSW Smokey Walnut	N/A	N/A	N/A
WNW Natural Walnut.....	N/A	N/A	N/A
WWW Weathered Walnut ..	N/A	N/A	N/A

Boss Collection features Quartered Walnut Veneers

Send 3x3 or larger finish chip for color match. Custom finish upcharge is 3% or \$250 Net (whichever is greater).

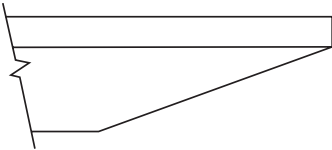


Finish

Welltech Finish delivers a superior furniture coating with exceptional performance that can withstand stringent cleaning agents and possesses unparalleled durability, allowing DARRAN to provide lasting, sustainable products to our customers.

Boss Table Profile

Boss Profile - Only Available on Quartered Walnut Table



Push-To-Open
Doors and Drawers

Optional Wire Management Grommets

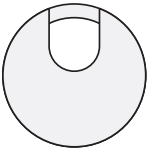
Factory Installed

When grommets are specified or standard in a unit, DARRAN provides wire channels under the surface for organization and management of all communication wires and cords.

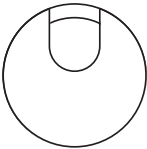
- Grommets (Standard Location)
Specify Color and Left/Right/Center - \$50 ea.
- Silver: TM31-R (Right), TM31-L (Left), TM31-C (Center)
- White: TM34-R (Right), TM34-L (Left), TM34-C (Center)

- Grommets (Non-Standard Location)
Provide drawing w/ Grommet Location and Specify Color - \$95 ea.
- Silver: TM31-NS
- White: TM34-NS

TM31
Silver
1-5/8" Dia.



TM34
White
1-5/8" Dia.



Grommets (vertical surface)


- Standard Location - \$50 ea.
- Black Plastic Vertical Surface: TM50-C (Bottom Center)

- Non-Standard Location - \$95 ea.
- Black Plastic Vertical Surface: TM50-NS

TM50
Black
1-5/8" Dia.



Veneer chassis parts are vertical grain. Doors feature vertical veneer matched vertically.




Credenza


INTERIOR DRAWER DIMENSIONS					INTERIOR DRAWER DIMENSIONS			NOTES
UNIT DEPTH	DRAWER TYPE	OVERALL DIMENSIONS			W	D	H	
29" Wde	24" Box	W	D	H	27-7/8	18	5	Conference Box Drawers

Filing Reference

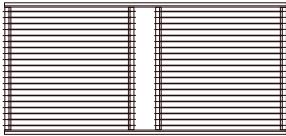
29" : 26-1/2" Wide File Drawer - 16-1/16" Deep



Legal Side to Side



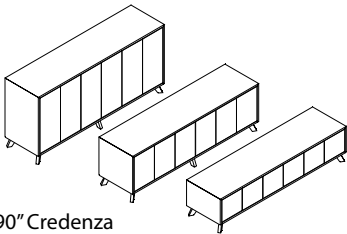
Legal Side to Side
Letter Front to Back
with File Rail



Letter Front to Back
with File Rail

Boss
Conferencing Credenzas
Storage With Doors

[Click here to view statement of line](#)



90" Credenza

1 Select Model

w" x d" x h"	Weight
90" 6 Door Storage Credenza	
90 x 24 x 42	490
90 x 24 x 30	330
90 x 24 x 22	220
84" 6 Door Storage Credenza	
84 x 24 x 42	460
84 x 24 x 30	310
84 x 24 x 22	205
72" 4 Door Storage Credenza	
72 x 24 x 42	395
72 x 24 x 30	265
72 x 24 x 22	180

2 Select Finish

Click to view finishes	WOW
	WEW
	WGW
	WBW
	WSW
	WNW
	WWW

3 Select Edge

Click to view edges	Edge
	N/A

4 Select Hardware

Click to view details	Hardware
	N/A

Standard Veneer Top Standard Veneer Chassis	Premium Veneer Top Premium Veneer Chassis	High Pressure Laminate Top Veneer Chassis	Thermally Fused Laminate Top Thermally Fused Laminate Chassis
BOS9042CA125W 8186	"P" Option N/A	"G" Option N/A	"M" Option N/A
BOS9030CA125W 7152	"P" Option N/A	"G" Option N/A	"M" Option N/A
BOS9022CA125W 6484	"P" Option N/A	"G" Option N/A	"M" Option N/A
BOS8442CA125W 7673	"P" Option N/A	"G" Option N/A	"M" Option N/A
BOS8430CA125W 6704	"P" Option N/A	"G" Option N/A	"M" Option N/A
BOS8422CA125W 6075	"P" Option N/A	"G" Option N/A	"M" Option N/A
BOS7242CA125W 6630	"P" Option N/A	"G" Option N/A	"M" Option N/A
BOS7230CA125W 5821	"P" Option N/A	"G" Option N/A	"M" Option N/A
BOS7222CA125W 5253	"P" Option N/A	"G" Option N/A	"M" Option N/A

Product Features

- 30" Height has 1 adjustable shelves per door section
- 42" Height has 2 adjustable shelves per door section
- Floor levelers (adjustable 1/2")
- Open Plan
- Quartered Walnut runs horizontally on case and vertically on doors. Top is short grain.

Notes

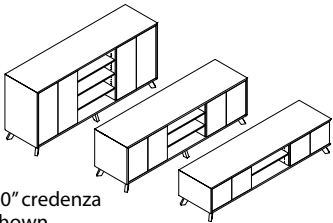
- Boss features push-to-open drawers and doors. Hardware is not available.
- Center vertical section will be removed when REF-01 option is specified. For interior cabinet dimensions contact factory

Options

- Door**
- D2: Wood Door Lock - \$100 per door set
 - D6: Delete Doors - n/c
 - WPD3061: Designer White Fronts - \$130 per 2 door section
- Refrigerator**
- REF-01: Specify Right or Left Refrigerator option (Water mat, heat vent and grommet hole) - \$205
 - Option is available on BOS9042CA125, BOS8442CA125, BOS-7242CA125
- Trash Can**
- Specify Location
- TRC50: EZ Cargo 50 dual trash can - (l) 8 gallon and (l) 5 gallon - \$680
 - Option is available on BOS9042CA125, BOS8442CA125, BOS-7242CA125

Boss
Conferencing Credenzas
Storage With Doors/ Open Center

[Click here to view statement of line](#)



90" credenza
shown

1 Select Model

w" x d" x h"	Weight
90" 4 Door Open/Storage Credenza	
90 x 24 x 42	470
90 x 24 x 30	310
90 x 24 x 22	200
84" 4 Door Open/Storage Credenza	
84 x 24 x 42	440
84 x 24 x 30	290
84 x 24 x 22	185
72" 2 Door Open/Storage Credenza	
72 x 24 x 42	375
72 x 24 x 30	245
72 x 24 x 22	160

Standard Veneer Top Standard Veneer Chassis	Premium Veneer Top Premium Veneer Chassis	High Pressure Laminate Top Veneer Chassis	Thermally Fused Laminate Top Thermally Fused Laminate Chassis
BOS9042CA128W 7919	"P" Option N/A	"G" Option N/A	"M" Option N/A
BOS9030CA128W 6950	"P" Option N/A	"G" Option N/A	"M" Option N/A
BOS9022CA128W 6350	"P" Option N/A	"G" Option N/A	"M" Option N/A
BOS8442CA128W 7424	"P" Option N/A	"G" Option N/A	"M" Option N/A
BOS8430CA128W 6517	"P" Option N/A	"G" Option N/A	"M" Option N/A
BOS8422CA128W 5949	"P" Option N/A	"G" Option N/A	"M" Option N/A
BOS7242CA128W 6416	"P" Option N/A	"G" Option N/A	"M" Option N/A
BOS7230CA128W 5635	"P" Option N/A	"G" Option N/A	"M" Option N/A
BOS7222CA128W 5147	"P" Option N/A	"G" Option N/A	"M" Option N/A

2 Select Finish

[Click to view finishes](#)

- WOW
- WEW
- WGW
- WBW
- WSW
- WNW
- WWW

3 Select Edge

[Click to view edges](#)

Edge
N/A

4 Select Hardware

[Click to view details](#)

Hardware
N/A

Product Features

- 30" Height has 1 adjustable shelves per door section
- 42" Height has 2 adjustable shelves per door section
- Floor levelers (adjustable 1/2")
- Open Plan
- Quartered Walnut runs horizontally on case and vertically on doors. Top is short grain.

Notes

- Boss features push-to-open drawers and doors. Hardware is not available.
- Center vertical section will be removed when REF-01 option is specified. For interior cabinet dimensions contact factory

Options

Door

- D2: Wood Door Lock - \$100 per door set
- D6: Delete Doors - n/c
- WPD3061: Designer White Fronts - \$130 per 2 door section

Refrigerator

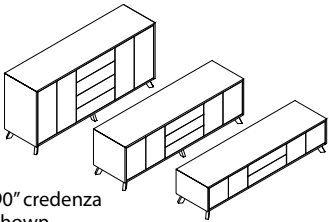
- REF-01: Specify Right or Left Refrigerator option (Water mat, heat vent and grommet hole) - \$205
- Option is available on BOS9042CA128, BOS8442CA128, BOS-7242CA128

Trash Can

- Specify Location
- TRC50: EZ Cargo 50 dual trash can - (l) 8 gallon and (l) 5 gallon - \$680
- Option is available on BOS9042CA128, BOS8442CA128, BOS-7242CA128

Boss
Conferencing Credenzas
Box Drawers/Storage With Doors

[Click here to view statement of line](#)



90" credenza
shown

1 Select Model

w" x d" x h"

		Standard Veneer Top Standard Veneer Chassis	Premium Veneer Top Premium Veneer Chassis	High Pressure Laminate Top Veneer Chassis	Thermally Fused Laminate Top Thermally Fused Laminate Chassis
90" 4 Door/Drawer Storage Credenza					
90 x 24 x 42	490	BOS9042CA139W	9924	"P" Option N/A	"G" Option N/A
90 x 24 x 30	330	BOS9030CA139W	8328	"P" Option N/A	"G" Option N/A
90 x 24 x 22	220	BOS9022CA139W	7358	"P" Option N/A	"G" Option N/A
84" 4 Door/4 Drawer Storage Credenza					
84 x 24 x 42	460	BOS8442CA139W	9396	"P" Option N/A	"G" Option N/A
84 x 24 x 30	310	BOS8430CA139W	7872	"P" Option N/A	"G" Option N/A
84 x 24 x 22	205	BOS8422CA139W	6944	"P" Option N/A	"G" Option N/A
72" 2 Door/ Drawer Storage Credenza					
72 x 24 x 42	395	BOS7242CA139W	8319	"P" Option N/A	"G" Option N/A
72 x 24 x 30	265	BOS7230CA139W	6957	"P" Option N/A	"G" Option N/A
72 x 24 x 22	180	BOS7222CA139W	6102	"P" Option N/A	"G" Option N/A

2 Select Finish

[Click to view finishes](#)

- WOW
WEW
WGW
WBW
WSW
WNW
WWW

3 Select Edge

[Click to view edges](#)

Edge
N/A

4 Select Hardware

[Click to view details](#)

Hardware
N/A

Product Features

- 30" Height has 1 adjustable shelves per door section
- 42" Height has 2 adjustable shelves per door section
- Drawers feature soft close suspension
- Floor levelers (adjustable 1/2")
- Open Plan
- Quartered Walnut runs horizontally on case and vertically on doors. Top is short grain.

Notes

- Boss features push-to-open drawers and doors. Hardware is not available.
- For interior cabinet dimensions contact factory

Options

Door

- D2: Wood Door Lock - \$100 per door set
- D6: Delete Doors - n/c
- WPD3061: Designer White Fronts - \$130 per 2 door section
- WPD3062: Designer White Fronts - \$65 per drawer

Drawer

- P21U: Modify upper box/box to lateral - n/c
- P21L: Modify lower box/box to lateral - n/c

Refrigerator

- REF-01: Specify Right or Left Refrigerator option (Water mat, heat vent and grommet hole) - \$205
- Option is available on BOS9042CA139, BOS8442CA139, BOS-7242CA139

Trash Can


Specify Location

- TRC50: EZ Cargo 50 dual trash can - (l) 8 gallon and (l) 5 gallon - \$680
- Option is available on BOS9042CA139, BOS8442CA139, BOS-7242CA139

Boss

Boat Conference Tables
10mm Ice White Glass Top

[Click here to view statement of line](#)



1 Select Model

w" x d" x h"	Weight
72 x 42 x 30	300
84 x 42 x 30	350
96 x 48 x 30	560

Glass Top Veneer Base		High Pressure Laminate Top Veneer Chassis		Thermally Fused Laminate Top Thermally Fused Laminate Chassis	
BOS7242GT200W	11521	"P" Option N/A	"G" Option N/A	"M" Option N/A	
BOS8442GT200W	12864	"P" Option N/A	"G" Option N/A	"M" Option N/A	
BOS9648GT200W	14261	"P" Option N/A	"G" Option N/A	"M" Option N/A	

Product Features

- 10mm Ice White Glass Top
- 1-1/4" Subtop
- Adjustable glides
- Hidden Wire Management down each leg, specify legs to be powered
- White steel Frame with magnetized solid wood aprons and leg caps

Notes

- Table Ships KD

Options

Power

- PDP01: Pepper (Power) - \$95 ea.
- PDS01: Salt (Powered USB) - \$225 ea.
- PD717: Power Supply Cordset - \$100 ea.
- Can specify up to 8 total power units (Specify location on drawing)
- W1: Horizontal J-Channel Wire Management Raceway - \$80 per 4'

2 Select Finish

[Click to view finishes](#)

- WOW
- WEW
- WGW
- WBW
- WSW
- WNW
- WWW

3 Select Edge

[Click to view edges](#)



4 Select Hardware


[Click to view details](#)

- Hardware
- N/A

Boss

Boat Conference Tables
2cm White Carrara Top Table

[Click here to view statement of line](#)



1 Select Model

w" x d" x h"	Weight
72 x 42 x 30	555
84 x 42 x 30	632
96 x 48 x 30	800

Stone Top Veneer Base		High Pressure Laminate Top Veneer Chassis		Thermally Fused Laminate Top Thermally Fused Laminate Chassis	
BOS7242ST200W	13331	"P" Option N/A	"G" Option N/A	"M" Option N/A	
BOS8442ST200W	15429	"P" Option N/A	"G" Option N/A	"M" Option N/A	
BOS9648ST200W	17843	"P" Option N/A	"G" Option N/A	"M" Option N/A	

Product Features

- 1-1/4" Subtop
- 2cm White Carrara Top Table
- Adjustable glides
- Hidden Wire Management down each leg, specify legs to be powered
- White steel Frame with magnetized solid wood aprons and leg caps

Notes

- Table Ships KD

Options

Power

- PDP01: Pepper (Power) - \$95 ea.
- PDS01: Salt (Powered USB) - \$225 ea.
- PD717: Power Supply Cordset - \$100 ea.
- Can specify up to 8 total power units (Specify location on drawing)
- W1: Horizontal J-Channel Wire Management Raceway - \$80 per 4'

2 Select Finish

[Click to view finishes](#)

- WOW
- WEW
- WGW
- WBW
- WSW
- WNW
- WWW

3 Select Edge

[Click to view edges](#)



4 Select Hardware

[Click to view details](#)

- Hardware
- N/A

Table Frame W/ Wood Aprons, Legs & Subtop

1 Select Model

$$w'' \times d'' \times h''$$

3 Section

90 x 14 x 18

 $84 \times 14 \times 18$

2 Section

72 x 14 x 18

Weight

WOW
WEW
WGW
WBW
WSW
WNW
WWW

2 Select Finish

[Click to view finishes](#)

3 Select Edge

Click to view edges

Edge
N/A

4 Select Hardware

[Click to view details](#)

Hardware
N/A

Standard Veneer Top
Standard Veneer Chassis

Premium Veneer Top
Premium Veneer Chassis

High Pressure Laminate Top
Veneer Chassis

Thermally Fused Laminate Top

Product Features

- Finished top
- Interior cabinet depth 12"
- Mounting wall rail included

Notes

- 3 Section Overhead Available w/ 1 or 2 Sliding Doors
- 2 Section available w/ 1 sliding door
- The DARRAN wall mounted cabinet(or shelf) must be hung on a weight-bearing wall. The suitability of the wall supporting the wall mounted cabinet, and the installation and maintenance of the wall-mounted cabinet, is the sole responsibility of the customer. Failure to correctly install and/or exceed the loaded weight capacity of this product may cause it to fall, resulting in damage to the product, adjacent property and/or bodily injury.

Options

Sliding Doors

- RF550AW: Aluminum/White Glass - \$575 per door
- SLD17WD: Panel Door - \$260 per door
- SLD17WP: White Painted Door - \$340 per door

Interior Cabinet Light

LEDPK starter kit includes Infeed, 1 Puck Interior Light and the ability to daisy chain up to 6 total Puck Lights

- LEDPK: LED Puck Starter Kit - \$310
- PK: 1 LED Interior Light - \$130 ea.

Legal Depth

- MLD1: Modify to legal depth 18" - 10% upcharge

Task Light

- LT-LED24: 24" LED Task light - \$215
- LT-LED48: 48" LED Task light - \$270
- LT-LED60: 60" LED Task light - \$335
- LT-LED72: 72" LED Task light - \$360



COMPUTER SUPPORT
single monitor arm

Style Number	List Price
MA1	280

Specifications

- Available in black or silver
- Desk clamp and mounting included
- Easy assembly and flexibility
- Elastic painting process for a durable and beautiful finish
- Gas spring tension adjustment for counter-balance height adjustment for monitors 1-8 KG
- Gas spring tested to 50,000 repetitions
- Hidden cable management



COMPUTER SUPPORT
double monitor arm

Style Number	List Price
MA2	450

Specifications

- Available in black or silver
- Desk clamp and mounting included
- Easy assembly and flexibility
- Elastic painting process for a durable and beautiful finish
- Gas spring tension adjustment for counter-balance height adjustment for monitors 1-8 KG
- Gas spring tested to 50,000 repetitions
- Hidden cable management



COMPUTER SUPPORT
triple monitor arm

Style Number	List Price
MA3	530

Specifications

- Available in black or silver
- Desk clamp and mounting included
- Easy assembly and flexibility
- Elastic painting process for a durable and beautiful finish
- Gas spring tension adjustment for counter-balance height adjustment for monitors 1-8 KG
- Gas spring tested to 50,000 repetitions
- Hidden cable management

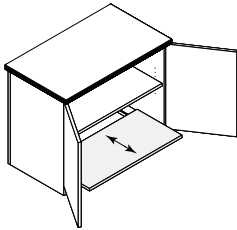
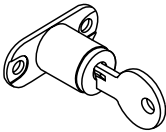
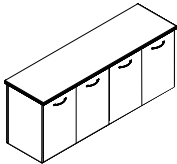


COMPUTER SUPPORT
quadruple monitor arm

Style Number	List Price
MA4	705

Specifications

- Available in black
- Desk clamp and mounting included
- Easy assembly and flexibility
- Elastic painting process for a durable and beautiful finish
- Gas spring tension adjustment for counter-balance height adjustment for monitors 1-8 KG
- Gas spring tested to 50,000 repetitions
- Hidden cable management



DOOR MODIFICATIONS
soft close door hinge

Style Number	List Price
D9SC	20 Per door

Specifications

- Snap onto standard door hinge
- Requires (2) per door
- Max door height 43"
- Factory installed where specified
- Individually shipped for field installation

Notes

- Specify Each Item To Have Slow Close Feature

DOOR MODIFICATIONS
delete doors

Style Number	List Price
D6	N/C

Specifications

- Standard Door cabinets can have door deleted for open access. Modification of hinge rails and structural components are made face ready.

DOOR MODIFICATIONS
panel door lock

Style Number	List Price
D2	100 Per door set

Specifications

- Door Locks - 1 Door w/ Lock, Other Door w/ Catch Latch
- Contact Customer Service regarding limited lock locations and keying.

Notes

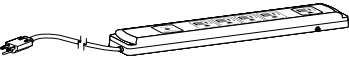
- Available on: Panel Doors, Wood Frame Doors, and Silverluma doors

PEDESTAL MODIFICATIONS
black laminate printer pullout bottom shelf

Style Number	List Price
PPOS	225

Specifications

- Black Laminate pullout shelf on suspension
- Black grommet in back
- Adjustable Shelf

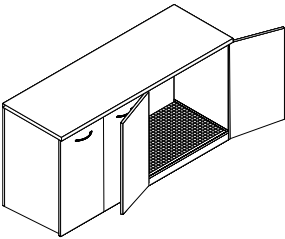


POWER / DATA
power supply cordset

Style Number	List Price
PD717	100

Specifications

- SIZE: 10.75"L x 2.0"W x 1.06"H
- (5) Outlets w/ 10' cord
- Surge suppression (720 Joules)
- 15 Amp breaker
- Available on: Vertical Panels, Cabinet Interiors, and under tops



REFRIGERATOR MODIFICATION
refrigerator cabinet modification


Style Number	List Price
REF01	205

Specifications

- Open back cutout for venting
- Moisture sponge mat
- Contaminate ledge
- Contact customer service for maximum refrigerator size (Changes based on unit).

Notes

- Available on: 36" and 42" Storage Credenzas



WIRE MANAGEMENT
horizontal j-channel wire
management raceway

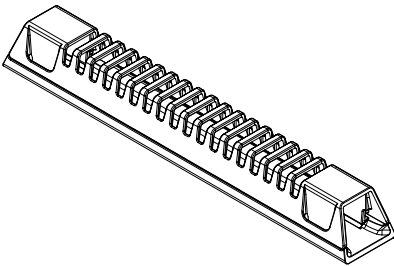
Style Number	List Price
W1	80 Per 4' section

Specifications

- 4' section for field installation.
- The "J" shape black thermoplastic wire raceway may be added to specified worksurface tops to provide concealed channeling of wires to and from worksurface grommets. For use in open kneespace areas, raceway is attachable to top of back panel with pan head screws. Interior dimensions are 1" x 1- 1/2" providing ample storage for multiple wires and excess cable. Front of raceway flexes out for easy cord insertion.

Notes

- Units w/ Wire Channel Standard.
- Field Installation



WIRE MANAGEMENT
horizontal wire management raceway

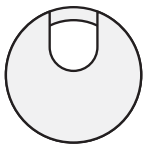
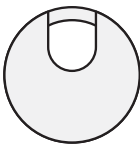
Style Number	List Price
W21	35

Specifications

- 10"W x 1.5"D x 1.25"H
- Grey Wire Manager (10.5")
- Power and data cables can be discretely housed and managed with the W21 Gray Wire Manager. This can be mounted in any location to metal frame or underside of conference tables and runs cables through a 1" channel from power module to hollow steel legs. This keeps cables organized under the table top. Release clips make it simple to snap on and off the Wire Manager for easy organization and access after attached to the table

Notes

- Field installed



WIRE MANAGEMENT
horizontal u-channel wire
management raceway

Style Number	List Price
W2A	80 Per 4' section

Specifications

- 4' section for field installation.

- Notes
- Units w/ Wire Channel Standard.
 - Field Installation

WIRE MANAGEMENT
coil wire manager

Style Number	List Price
W18	160

Specifications

- Weighted Base, Table attachment plate
- 39- 1/2" Length
- Black

- Notes
- Location

WIRE MANAGEMENT
standard location grommets - factory
installed

Style Number	List Price
Standard Location Grommet	
Black	
TM30	50
Silver	
TM31	50
Antique Brass	
TM33	50
White	
TM34	50

Specifications

- 1 -5/8" Metal Grommet

- Notes
- *Units w/ Grommets Standard Are Noted Under Standard Features. Grommets Match Pull Finish - Standard (Unless Specified Otherwise)

WIRE MANAGEMENT
non-standard location grommets -
factory installed

Style Number	List Price
Non-Standard Location Grommet	
Black	
TM30 -NS	95
Silver	
TM31 -NS	95
Antique Brass	
TM33 -NS	95
White	
TM34 -NS	95

Specifications

- 1 -5/8" Metal Grommet

- Notes
- *Units w/ Grommets Standard Are Noted Under Standard Features. Grommets Match Pull Finish - Standard (Unless Specified Otherwise)



WIRE MANAGEMENT

black plastic vertical surface
grommets - factory installed

Style Number	List Price
Standard Location Grommet	
TM50-C	50
Non-Standard Location Grommet	
TM50-NS	95

Specifications

- 2 " Black Plastic Grommet

Notes
- Standard Location is Bottom Center

Aircharge wireless charging grommet

Style Number	List Price
 ACWG WIRELESS GROMMET	\$213

Specifications

- › When used with GROVE Tables an additional \$350 LIST will apply for the special cutout required.
- › AirCharge offers a convenient way to charge any Qi compatible smartphone or device without the need to carry charging cables or find an available power outlet.
- › The Aircharge is powered by the latest Qi compliant IC offering reliable and efficient wireless charging in a convenient 3” grommet hub. Simply place your phone on the Aircharge and an LED will confirm pairing and begin wireless charging.
- › Recess: Efficient space conservation and quick access
- › Input: DC 5V (with included AC power adapter), DC 9V, 1.67A (with optional QC 2.0 power adapter)
- › Output: 5 watts Max. with DC 5V, 2A power adapter, 10 watts Max. with QC 2.0 power adapter
- › Qi V1.2 compliant IC
- › Charging distance: 6mm Max.

Available: All DARRAN collections

Power & Data Options



Cove power unit - non-linking

Style Number	List Price
 PD-COVE PLUG	\$600
Non-linking version	

Specifications


- › Size 5.75"L x 2.5"W
- › (2) 15 Amp Receptacles and (2) USB charging ports
- › Surface Mount
- › 108" Cord
- › Standard Silver Finish, Available in White or Black Finish upon request
- › ETL Listed

Available: All DARRAN collections

Power & Data Options



Cove corded series

Style Number	List Price
 PD-COVE-PKO	\$872

Specifications

- › Size 9.5"L x 2.5"W x 3.18"D
- › When used with GROVE Tables an additional \$350 LIST will apply for the special cutout required.
- › (2) Power Receptacles, (2) 2.1 Amp USB charging ports and (1) Telecom Plate Knockout
- › Surface Mount
- › 108" Cord
- › Standard Silver Finish, Available in White or Black Finish upon request
- › ETL Listed

Available: All DARRAN collections


Telecom Plates	
RJ45 (1)	\$55
RJ45 (2)	\$110
RJ45 (3)	\$165
USB (1)	\$70
USB (2)	\$140
RJ11/RJ45	\$90
RJ45/USB	\$125
RJ45/HDMI	\$210
HDMI/DVI	\$325
HDMI/USB	\$205
HDMI/VGA	\$240
VGA/MINI-STEREO	\$155
VGA/USB	\$175

This pod can have up to 1 total plates.
*All telecom connectors sold separately.

Power & Data Options



Reef power unit with daisylink

Style Number	List Price
 REF310 PLUG	\$1199

Specifications

- > Size 16.1"L x 6.25"W x 4.89"D
- > When used with GROVE Tables an additional \$350 LIST will apply for the special cutout required.
- > (3) 120V Receptacles, (2) USB charging ports, 1 Data Plate Knockout, (2) Knockouts for RJ45 Data Ports
- > Surface Mount
- > 108" Cord
- > Features Convenience Plug on bottom of unit that allows for max (3) Daisy Chain
- > Standard Black Finish, Available in White or Silver Finish upon request
- > Additional Telecom Plate Knockout
- > RJ45 for Knockouts not required. If not ordered a small hole will be present in the pod in this this location
- > ETL Listed

Available: Conferencing


Telecom Plates	
RJ45 (1)	\$55
RJ45 (2)	\$110
RJ45 (3)	\$165
USB (1)	\$70
USB (2)	\$140
RJ11/RJ45	\$90
RJ45/USB	\$125
RJ45/HDMI	\$210
HDMI/DVI	\$325
HDMI/USB	\$205
HDMI/VGA	\$240
VGA/MINI-STEREO	\$155
VGA/USB	\$175

This pod can have up to 1 total plates.
*All telecom connectors sold separately.

Power & Data Options



Salt & pepper power ports

Style Number	List Price
 PDP01 Pepper (power)	\$95
PDS01 Salt (powered USB)	\$225

Specifications

- › Pepper port includes 1 power plug
- › Salt port includes 2 power USB
- › Cord is 72" long
- › Spill-proof technology

Available: Boss, Spire

Power & Data Options



Pepper power pod



Salt powered USB



VILLA Power unit - non-linking

Style Number	List Price
 VIL-C PLUG	\$562
Non-Linking	

Specifications

- › Size: Top Grommet 5.68"L X 3.39"W; Under Top 12"L x 3.13"W x 3.08"D
- › (2) Power receptacles; (2) USB charging ports and (1) Knockouts for RJ45 Data Ports
- › Surface Mount
- › 72" Cord (Longer cord available, contact Customer Service)
- › Standard Silver Finish, Black Finish available upon request
- › UL or ETL Certified

Available: All DARRAN collections, excludes Grove

RJ45 Knockout	
RJ45 (1)	\$55

